

**PORTFOLIO COMPOSITION**

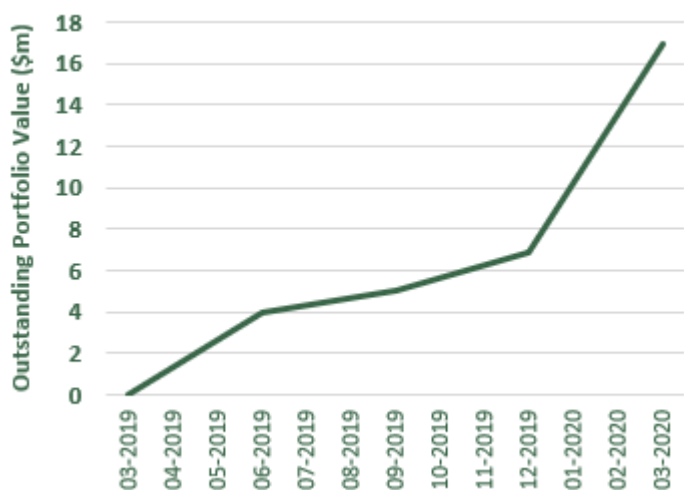
Portfolio Summary	USD m
Disbursed Capital	16.9
Committed Capital (incl. disbursed)	20.25
Investable Capital*	73.0
Investments (#)	3
Companies (#)	3
Countries (#)	3

\*Cash in Bank & Undrawn Capital

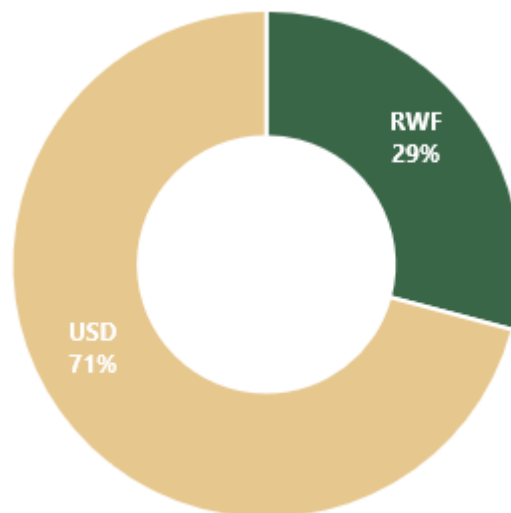
**DEAL SUMMARY**

Borrower	Co	Type	Size
BBOXX	RW	SHS	\$ 8m
SunCulture	KE	Irrigation	\$ 2.25m
d.light	MAU	SHS	\$ 10m

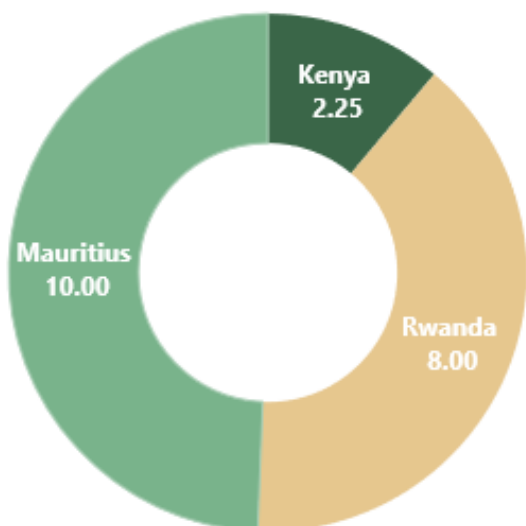
**Total Active Portfolio**



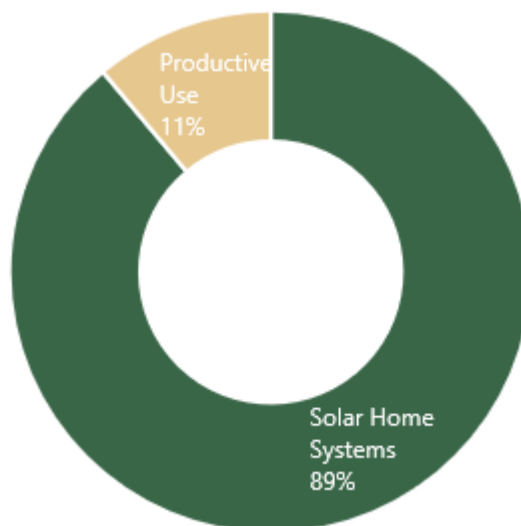
**Active Portfolio by Currency (%)**



**Committed Portfolio by Country (USD m)**



**Committed Portfolio by Sector (%)**



INVESTORS



Committed Capital by Investor (USD m)

Investor	Type	USD mm
African Development Bank	Debt & Equity	30
KfW	Equity	17
EU DevCo (AfDB)	Equity	15
Calvert Impact Capital	Debt	10
Global Environment Facility	Equity	8.5
Nordic Development Fund	Equity	7
Prudential Insurance Company of America	Debt	5
All-On Nigeria	Debt & Equity	2
LHGP Asset Management	Equity	0.6
<b>Total Committed Capital</b>		<b>94.6</b>

Drawn Capital Structure (USD m)

