

### Fund Development

During Q3 2021, the fund deployed 1.45 USDm to 2 borrowers:

- the second disbursement of 0.36 USDm and 0.08 USDm respectively for Qotto in Benin and Burkina Faso
- the fourth disbursement of 1.00 USDm to BBOXX RDC.

The Fund Manager is finalising the Conditions Precedent to AfDB's COVID Off-Grid Recovery Platform funding.

### Key Portfolio Figures



**31.98** USDm  
Committed capital



**29.31** USDm  
Disbursed capital



**59.74** USDm  
Investable capital



**1.45** USDm  
new disbursements  
in Q3 2021



**8**  
investments since  
inception

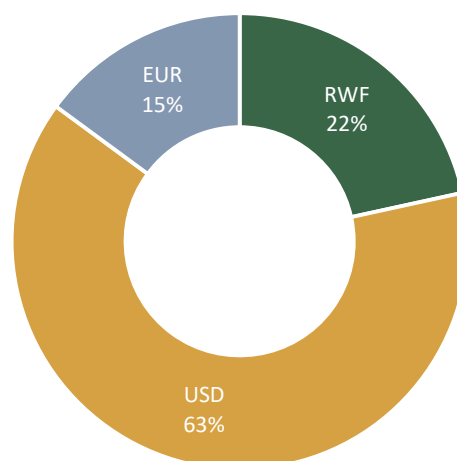


**7**  
countries with  
direct investments

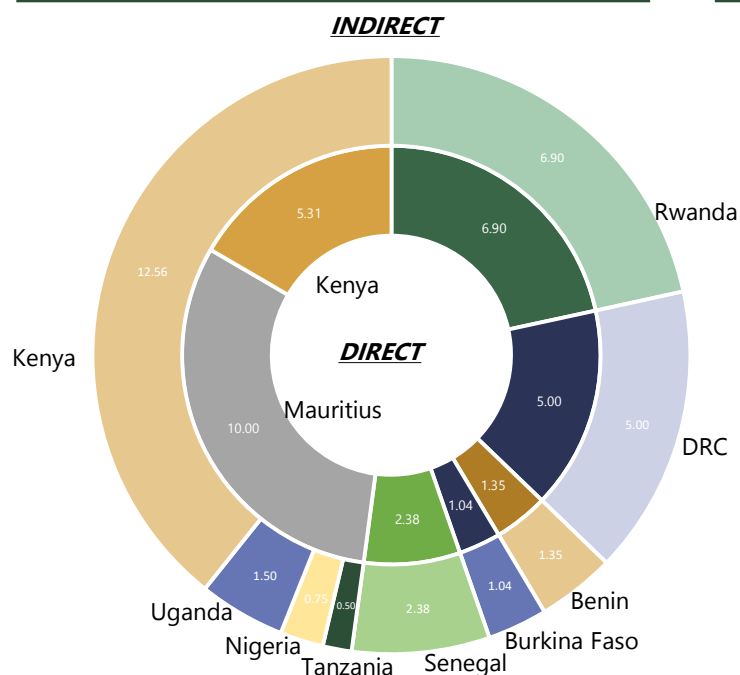
### Total Active Portfolio



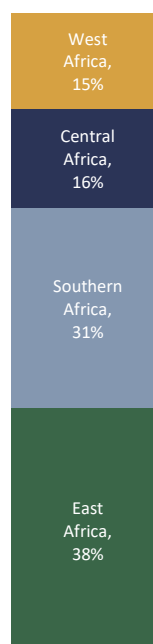
### Active Portfolio by Currency (%)



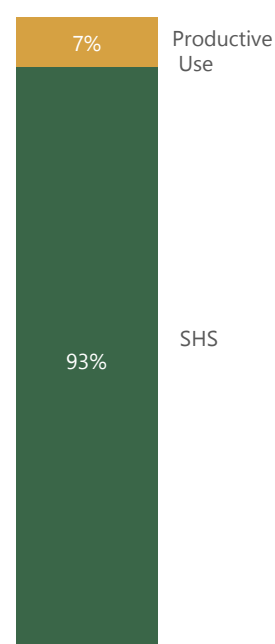
### Committed Portfolio by Country (USD m)



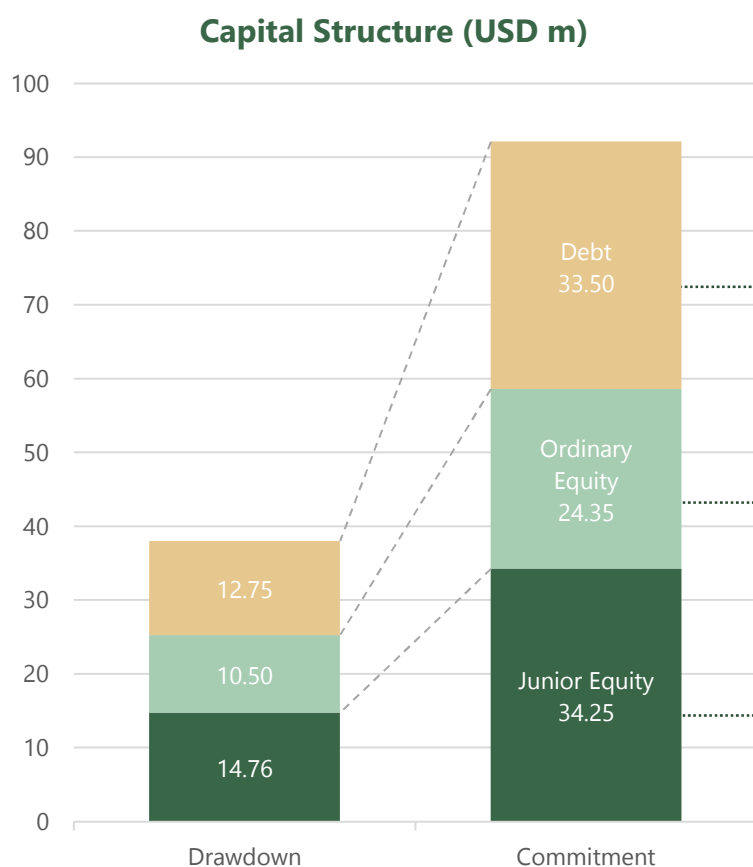
### Region Distribution







### Sector Distribution











### Funding Structure (Committed and Drawn Capital, USDm)



### Investor Contribution

Debt	Amount
 AfDB	20.00 USDm
 Calvert	10.00 USDm
 Prudential	2.50 USDm
 All-On	1.00 USDm

Ordinary Equity	Amount
 AfDB	10.00 USDm
 GEF	8.50 USDm
 NDF	5.85 USDm

Junior Equity	Amount
 KfW	16.61 USDm
 EU	14.88 USDm
 NDF	1.17 USDm
 All-On	1.00 USDm
 TFA GP	0.59 USDm

### Outstanding Portfolio as at 30 September 2021

Country	Company	Currency	Committed Capital (LC)	Committed Capital (USD)	Investment Date	Tenor (yrs)	Sector
<b>Benin</b>	Qotto Benin	EUR	1.13m	1.35m	December 2020	4.2	Solar Home Systems
<b>Burkina Faso</b>	Qotto Burkina Faso	EUR	0.87m	1.04m	December 2020	4.2	Solar Home Systems
<b>DRC</b>	BBOX RDC	USD	5.00m	5.00m	October 2020	4.0	Solar Home Systems
<b>Kenya</b>	Solar Panda	USD	3.00m	3.00m	September 2020	2.3	Solar Home Systems
	SunCulture	USD	2.31m	2.31m	December 2020	1.8	Productive Use
<b>Mauritius</b>	D.Light	USD	10.00m	10.0m	January 2020	2.3	Solar Home Systems
<b>Rwanda</b>	BBOX Rwanda	RWF	6,288.17m	6.90m	May 2019	2.6	Solar Home Systems
<b>Senegal</b>	Baobab+	EUR	2.00m	2.38m	February 2021	2.3	Solar Home Systems

## SDG Contribution & Impact Summary (Year 2020)

OGEF's investments are actively supporting the achievement of some of the UN's Sustainable Development Goals (SDGs).



**6,783** SME-users

Total use of product to support enterprise



**3,900** Units

Total number of solar irrigation units financed by OGEF investment



**130,416** tCO<sub>2</sub>e

Cumulative GHG Savings from units financed by OGEF investment




**36%**

Female employees in 2020



**350,906** People

Total number of active customers with improved energy access and services



**1,599** Jobs

Total number of employees in 2020



**69,351** SHS

Total units/connections financed by OGEF



**3,342** MWh

Total additional renewable energy output in 2020



**3.28** USDM

Cumulative Local bank funding

## Management Information



### Fund Manager

LHGP Asset Management  
130-132 Buckingham Palace  
Road  
London  
SW1W 9SA  
United Kingdom



### Administrator

FEI-OGEF LP c/o Ocorian  
6th Floor, Tower A  
1 CyberCity 72201  
Ebene  
Mauritius