

PORTFOLIO COMPOSITION

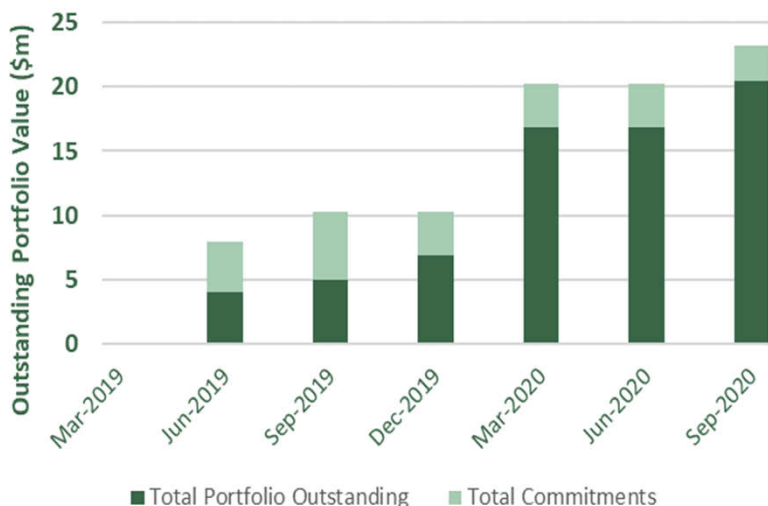
Portfolio Summary	USD m
Disbursed Capital	20.40
Committed Capital (incl. disbursed)	23.25
Investable Capital*	66.34
Investments (#)	4
Companies (#)	4
Countries (#)	3

*Cash in Bank & Undrawn Capital

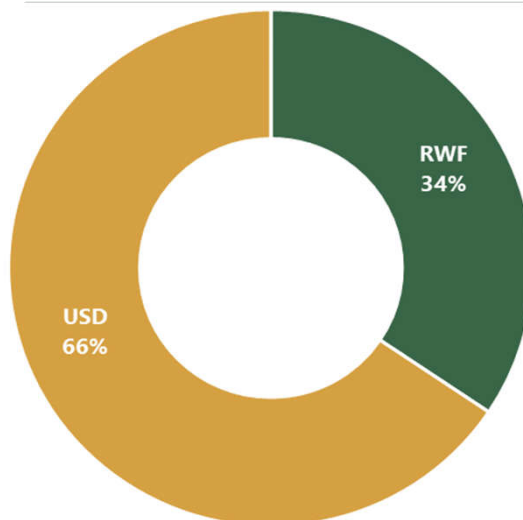
DEAL SUMMARY

Borrower	Co	Type	Size
BBOXX	RW	SHS	\$ 8m
SunCulture	KE	Productive Use	\$ 2.25m
SolarPanda	KE	SHS	\$ 3m
D.Light	MAU	SHS	\$ 10m


Total Active Portfolio



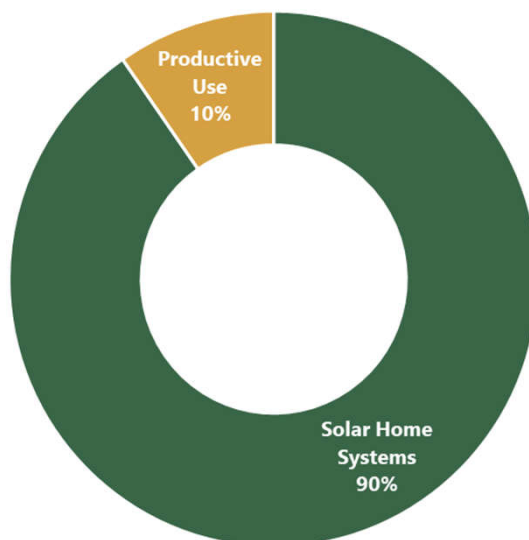
Active Portfolio by Currency (%)



Committed Portfolio by Country (USD m)



Committed Portfolio by Sector (%)



INVESTORS



Committed Capital by Investor (USD m)

Investor	Type	USD mm
African Development Bank	Debt & Equity	30.00
KfW	Equity	16.61
EU DevCo (AfDB)	Equity	14.88
Calvert Impact Capital	Debt	10.00
Global Environment Facility	Equity	8.50
Nordic Development Fund	Equity	7.02
Prudential Insurance Company of America	Debt	5.00
All-On Nigeria	Debt & Equity	2.00
LHGP Asset Management	Equity	0.59
Total Committed Capital		94.60

Drawn Capital Structure (USD m)

